

SPECIFICATIONS & MEASUREMENTS

ITEM NUMBER	PANEL STYLE	NUMBER OF PANELS	HEIGHT (A)	WIDTH (B)	CLIMBABLE SURFACE (C)	RECOMMENDED WATER DEPTH*
70535	Crystal Clear	2	10 ft	4 ft	8 ft	5 ft
70535-1WB	Translucent Blue	2	10 ft	4 ft	8 ft	5 ft
70535-1WG	Translucent Green	2	10 ft	4 ft	8 ft	5 ft
70535-1WA	Alternating B/G	2	10 ft	4 ft	8 ft	5 ft
70536	Crystal Clear	3	14 ft	4 ft	12 ft	6 ft
160552	Crystal Clear	3 + removable	14 ft	4 ft	12 ft	6 ft
70536-1WB	Translucent Blue	3	14 ft	4 ft	12 ft	6 ft
70536-1WG	Translucent Green	3	14 ft	4 ft	12 ft	6 ft
70536-1WA	Alternating B/G	3	14 ft	4 ft	12 ft	6 ft
70537	Crystal Clear	4	18 ft	4 ft	16 ft	9 ft
70537-1WB	Translucent Blue	4	18 ft	4 ft	16 ft	9 ft
70537-1WG	Translucent Green	4	18 ft	4 ft	16 ft	9 ft
70537-1WA	Alternating B/G	4	18 ft	4 ft	16 ft	9 ft

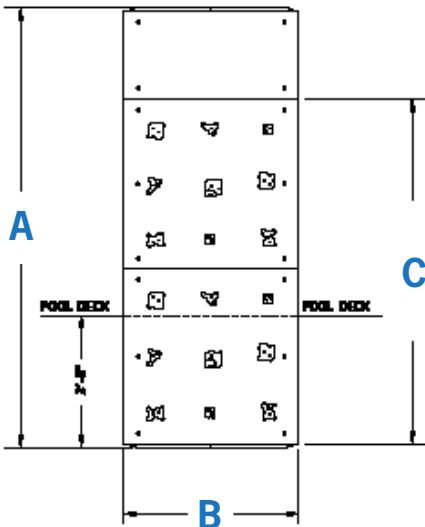
* Manufacturer's recommendations. Please check your state and local code to ensure your configuration complies.

Kersplash requires a foot print of:

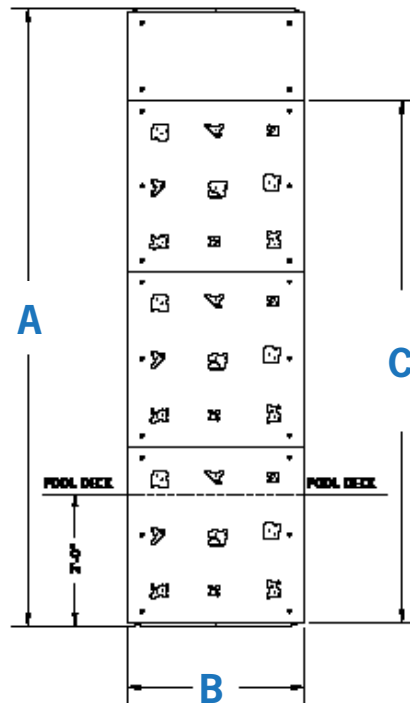
- 35" of deckspace
- 4' of clearance behind the wall for a walkway
- 5' to either side of the wall
- 10' drop zone
- Pool depth determines the height of the wall

Note: Dimensions vary with specific applications. Specifications are nominal and are subject to change. Please contact Spectrum Aquatics for custom applications.

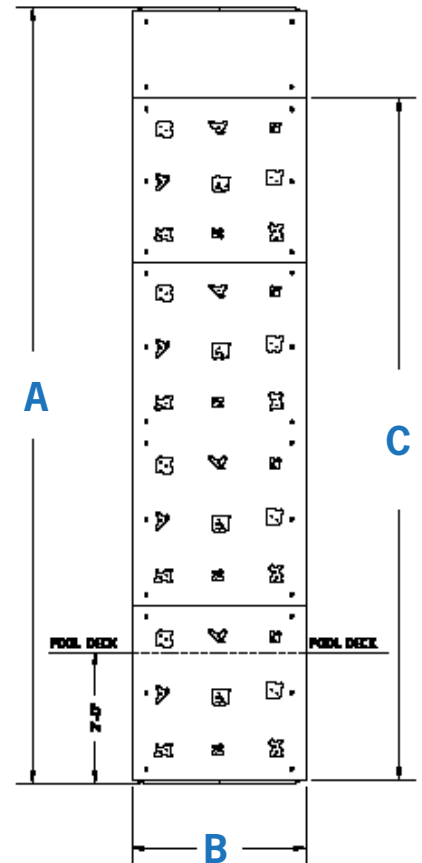
A designated "drop zone" is recommended at the base of Kersplash to keep swimmers out of this area.



8 FT HIGH WALL
70535



12 FT HIGH WALL
70536



16 FT HIGH WALL
70537



7100 Spectrum Lane | Missoula MT 59808

800.476.7366 | INFO@SPECTRUMPRODUCTS.COM

WWW.SPECTRUMPRODUCTS.COM